

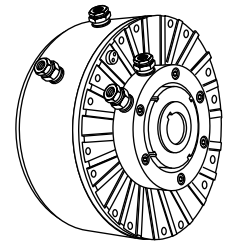
# Brake

FRATO 5001 R

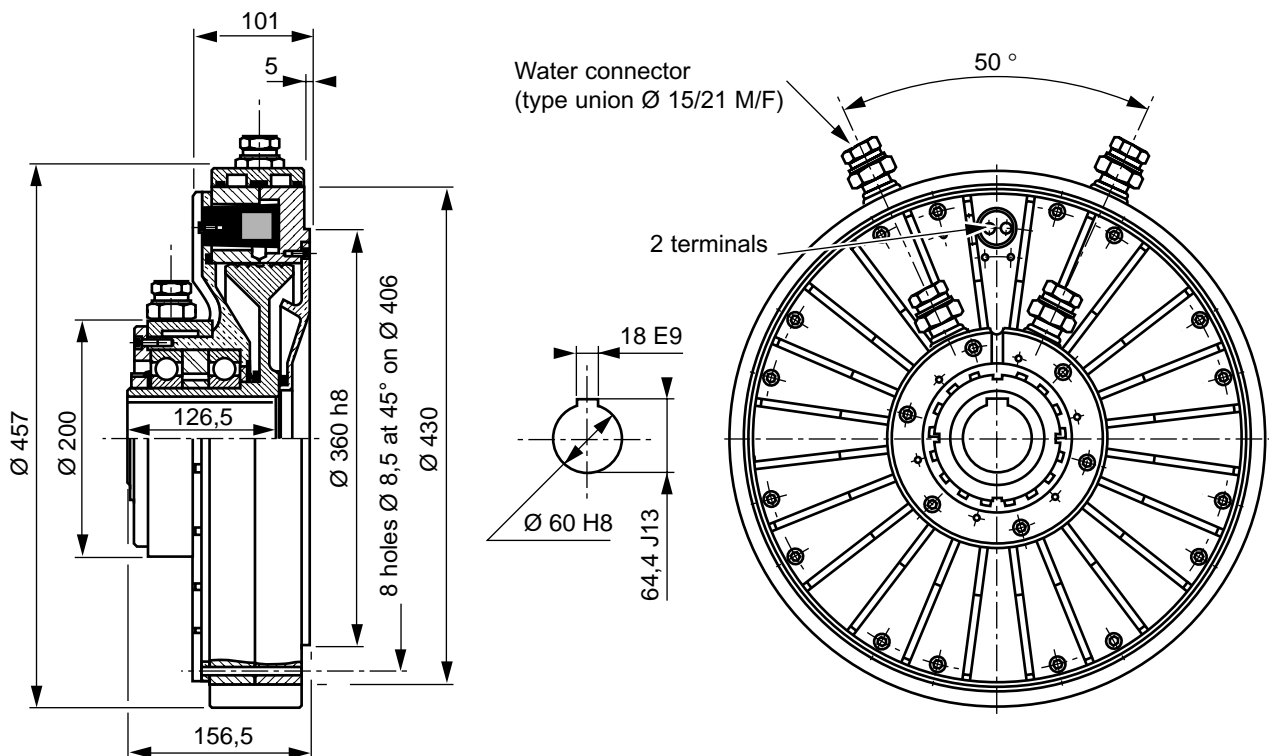
ref: 330.950.00

## Specifications

Nominal torque	500	N.m	<b>ft.lbf</b>	<b>376</b>
Minimal torque	5	N.m	<b>ft.lbf</b>	<b>3.76</b>
Coil resistance - 20°C			<b>W</b>	<b>11</b>
Rated current DC			<b>A</b>	<b>1.70</b>
Rotor inertia	0.331	kg.m <sup>2</sup>	<b>lb.ft<sup>2</sup></b>	<b>7.69</b>
Weight	83	kg	<b>lb</b>	<b>182</b>
Heat dissipation continuous sustained with water flow (120 l/h)			<b>W *</b>	<b>7000</b>

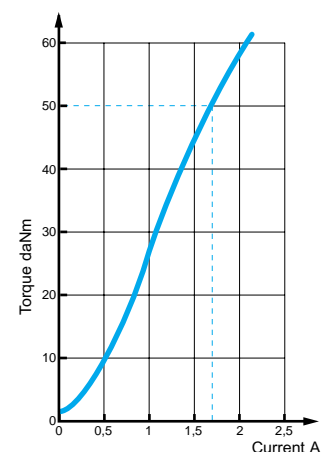


\* Heat dissipation is the mechanical power ( $P = c_w$ ) maximum allowable.



## Utilization

- Mounting must be made without any stress.  
Lubricated for life (other internal lubrication not allowed).  
The shaft should be lubricated upon assembly, to prevent seizing.
- Low DC current power supply for coil.  
(See MEROBEL Electronic data sheets )
- The standard device is designed for horizontal shaft orientation,  
and a minimal speed of 60 RPM. Maximum speed is 1500 RPM  
(without exceeding the max. heat dissipation capability).
- For Engineering application, please contact our technical support.
- In normal use, the outside temperature of the device can increase up to 100°C,  
without damage.



## Safety

- If the device is to be used in dusty, humid or corrosive environment, special protection needs to be considered.
- To protect the device from overheating, a thermal sensor can be added.
- During a long stop, water flow must be interrupted to avoid condensation on the device.

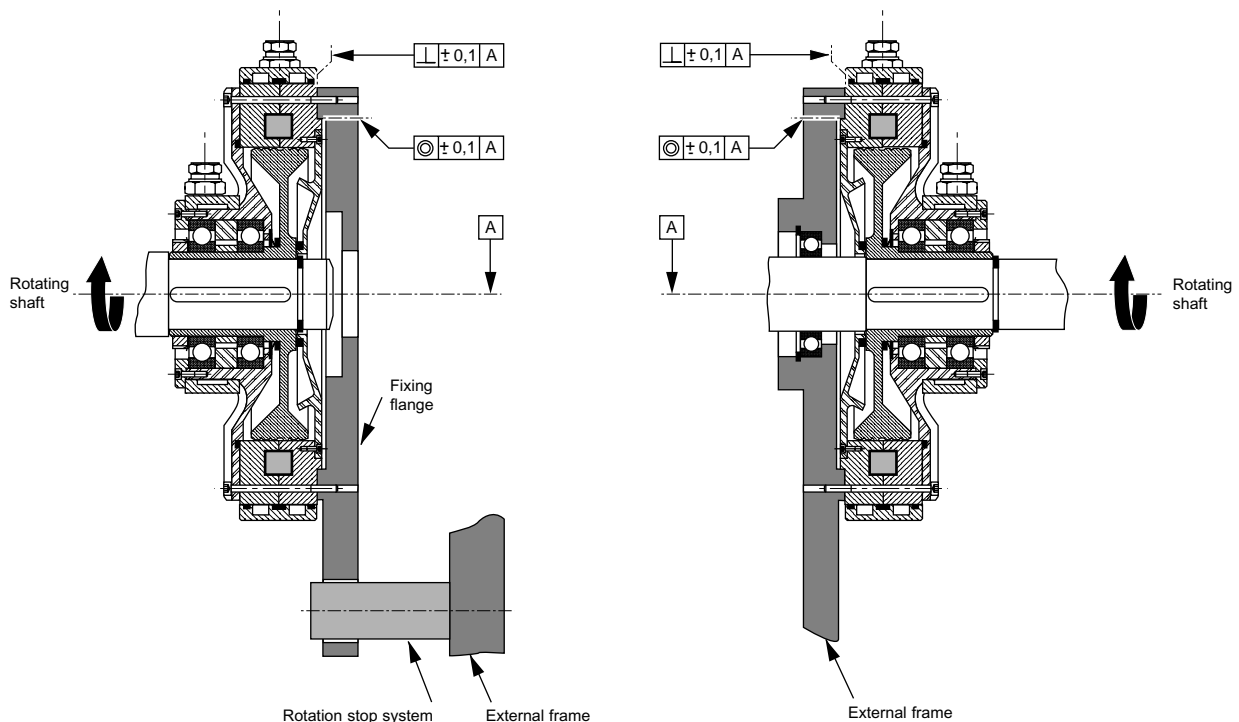
## Maintenance

- Two procedures are available:
  - Full inhouse maintenance servicing:
 

<b>MEROBEL Inc.</b> after sales 1705 Valley Road Wanamassa, NJ 07712	Ph : 732 493 3232 Fax:732 493 2949
--	---------------------------------------
  - Spare parts or repair kits (depending on maintenance level):
 

- Kit (powder, ball bearings, seals, felts)	ref: 314.400.72
- Coil	ref: 330.900.10
- Rotor	ref: 314.400.04
- In any case, our After Sales service is at your disposal.

## Recommended mounting principles



The device is mounted in parallel shaft. It is immobilized to the external frame by a mechanical spare which is adapted to the force.

The device is directly mounted on the external frame and is supported by the reference surface and the centering. It is necessary to respect the mounting principles in order to avoid any mechanical strain on ball bearings.