

Brake

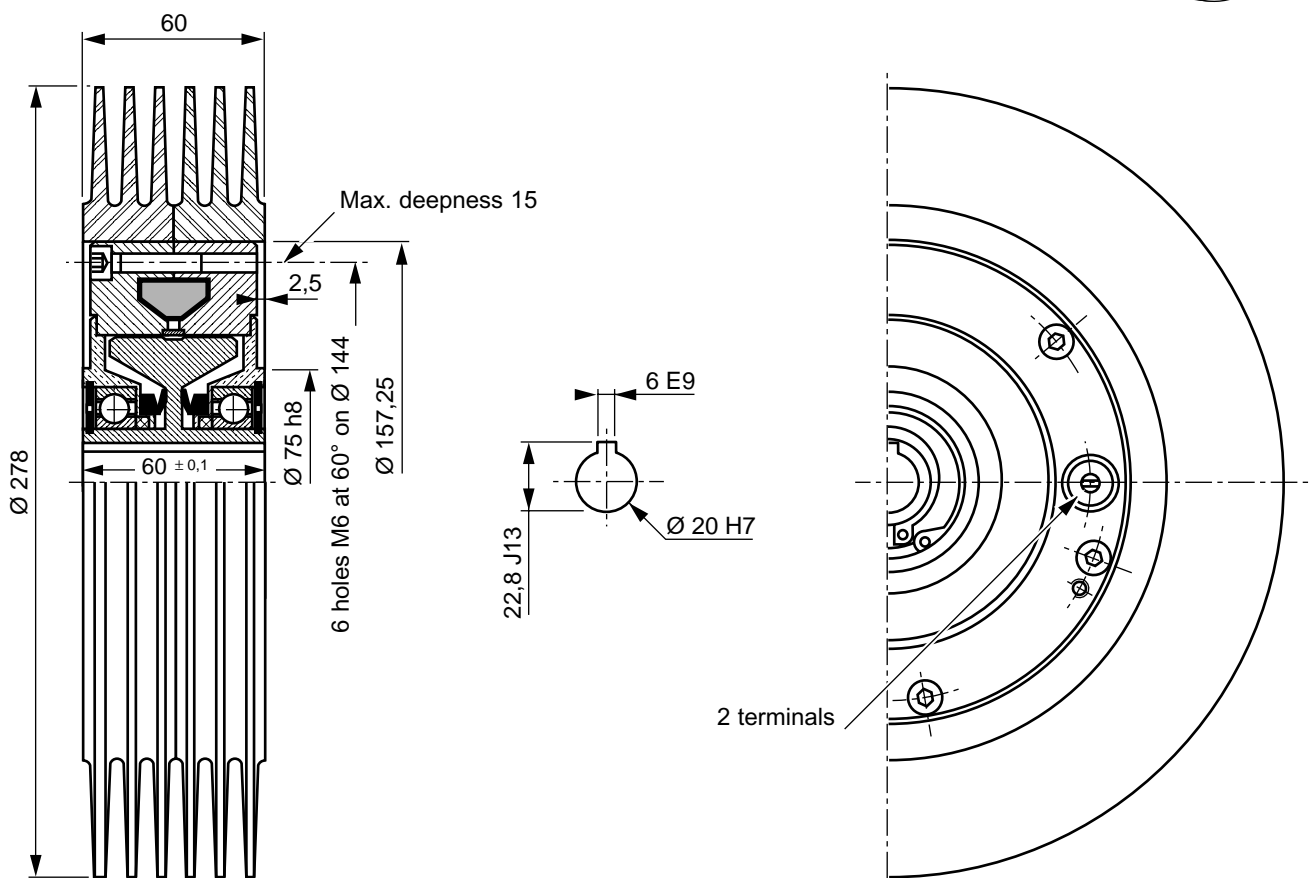
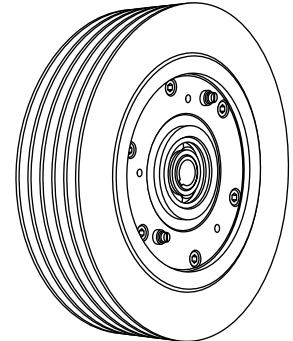
FRAT 650

ref: 322.200.00

Specifications

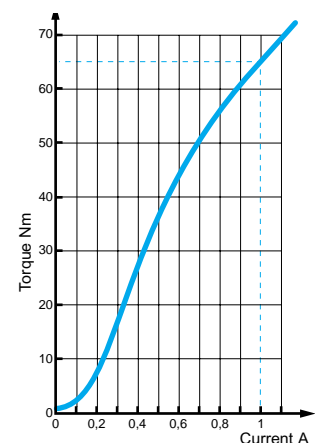
Nominal torque	65	N.m	<i>ft.lbf</i>	50
Minimal torque	0.63	N.m	<i>ft.lbf</i>	0.45
Coil resistance - 20°C			<i>W</i>	20
Rated current DC			A	1
Rotor inertia	$2 \cdot 10^{-3}$	kg.m ²	<i>lb.ft²</i>	$46 \cdot 10^{-3}$
Weight	11	kg	<i>lb</i>	24.2
Heat dissipation			<i>W</i> *	
continuous sustained without ventilation				250
continuous sustained with MEROBEL ventilation				1300

* Heat dissipation is the mechanical power ($P = c_w$) maximum allowable.



Utilization

- Mounting must be made without any stress.
Lubricated for life (other internal lubrication not allowed).
The shaft should be lubricated upon assembly, to prevent seizing.
- Low DC current power supply for coil.
(See MEROBEL Electronic data sheets)
- The standard device is designed for horizontal shaft orientation, and a minimal speed of 60 RPM. Maximum speed is 3000 RPM (without exceeding the max. heat dissipation capability).
- For Engineering application, please contact our technical support.
- In normal use, the outside temperature of the device can increase up to 100°C, without damage.



Safety

- If the device is to be used in dusty, humid or corrosive environment, special protection needs to be considered.
- To protect the device from overheating, a thermal sensor can be added.

Maintenance

- Two procedures are available:
 - Full inhouse maintenance servicing:

MEROBEL Inc. after sales	Ph 732 493 3232
1705 Valley Road	Fax 732 493 2949
Wanamassa, NJ 07712	
 - Spare parts or repair kits (depending on maintenance level):

- Kit (powder, ball bearings, seals, felts)	ref: 812.030.00
- Coil	ref: 322.100.07
- Rotor	ref: 315.500.03
- In any case, our After Sales service is at your disposal.

Recommended mounting principles

