

Brake

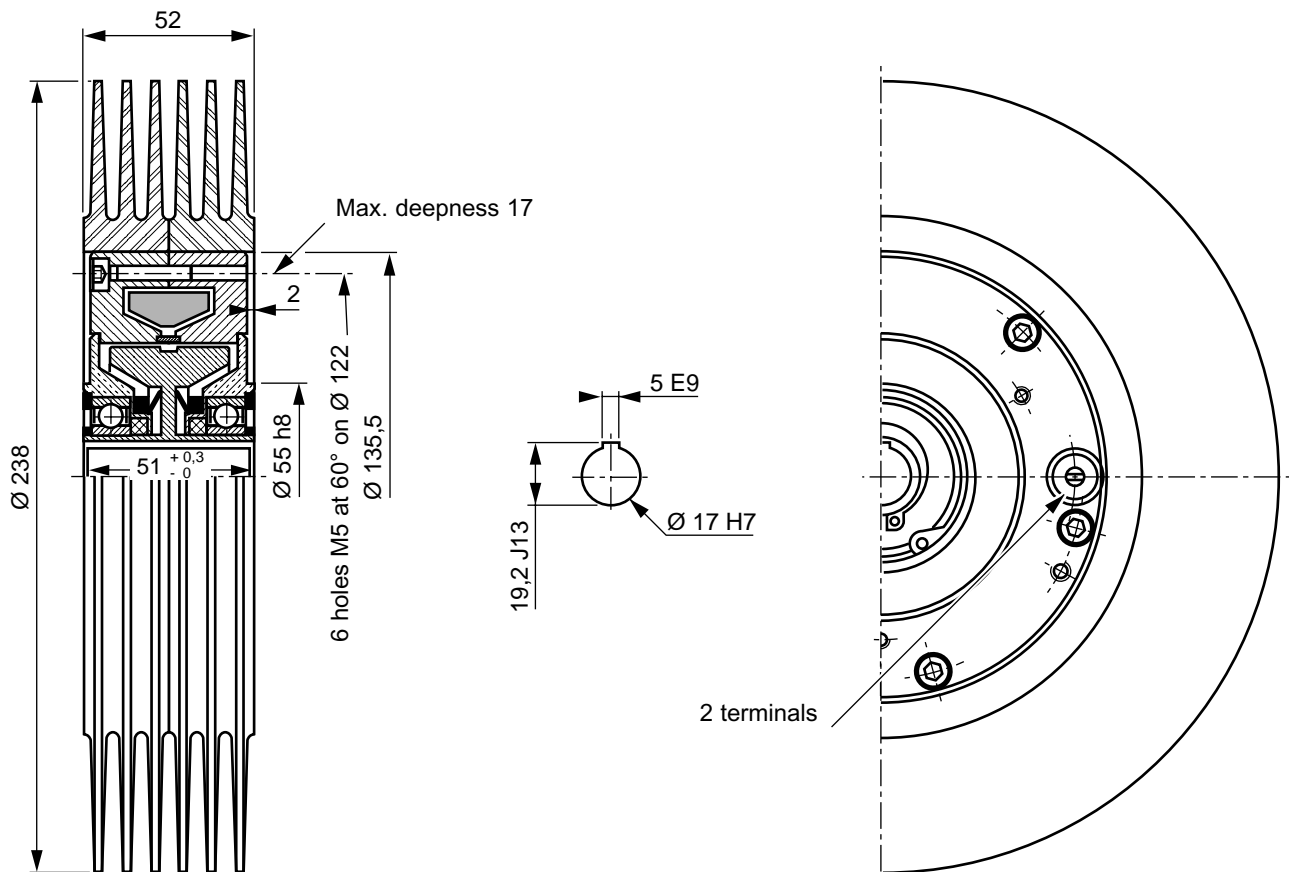
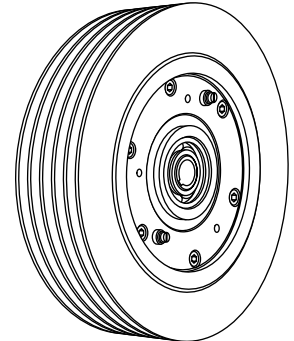
FRAT 350

ref: 321.800.00

Specifications

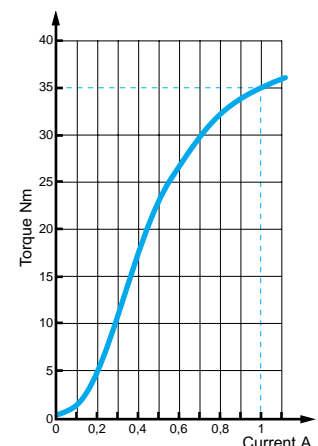
Nominal torque	35	N.m	<i>ft.lbf</i>	26
Minimal torque	0.33	N.m	<i>ft.lbf</i>	0.25
Coil resistance - 20°C			<i>W</i>	19
Rated current DC			<i>A</i>	1
Rotor inertia	0.79.10 ⁻³	kg.m ²	<i>lb.ft²</i>	18.4 10⁻³
Weight	6.7	kg	<i>lb</i>	14.8
Heat dissipation			<i>W *</i>	
continuous sustained without ventilation				200
continuous sustained with MEROBEL ventilation				1000

* Heat dissipation is the mechanical power ($P = c_w$) maximum allowable.



Utilization

- Mounting must be made without any stress.
Lubricated for life (other internal lubrication not allowed).
The shaft should be lubricated upon assembly, to prevent seizing.
- Low DC current power supply for coil.
(See MEROBEL Electronic data sheets)
- The standard device is designed for horizontal shaft orientation, and a minimal speed of 60 RPM. Maximum speed is 3000 RPM (without exceeding the max. heat dissipation capability).
- For Engineering application, please contact our technical support.
- In normal use, the outside temperature of the device can increase up to 100°C, without damage.



Safety

- If the device is to be used in dusty, humid or corrosive environment, special protection needs to be considered.
- To protect the device from overheating, a thermal sensor can be added.

Maintenance

- Two procedures are available:

- Full inhouse maintenance servicing:

MEROBEL Inc. after sales
1705 Valley Road
Wanamassa, NJ 07712

Ph 732 493 3232

Fax 732 493 2949

- Spare parts or repair kits (depending on maintenance level) :

- Kit (powder, ball bearings, seals, felts) ref: 812.020.00

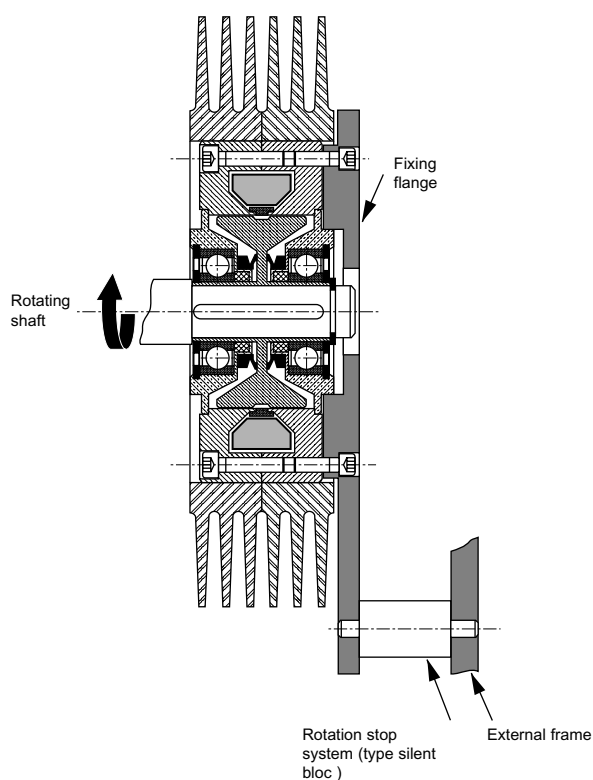
- Coil ref: 321.700.07

- Rotor ref: 315.400.03

- In any case, our After Sales service is at your disposal.

Recommended mounting principles

In line mounting



Parallel mounting

