

Brake

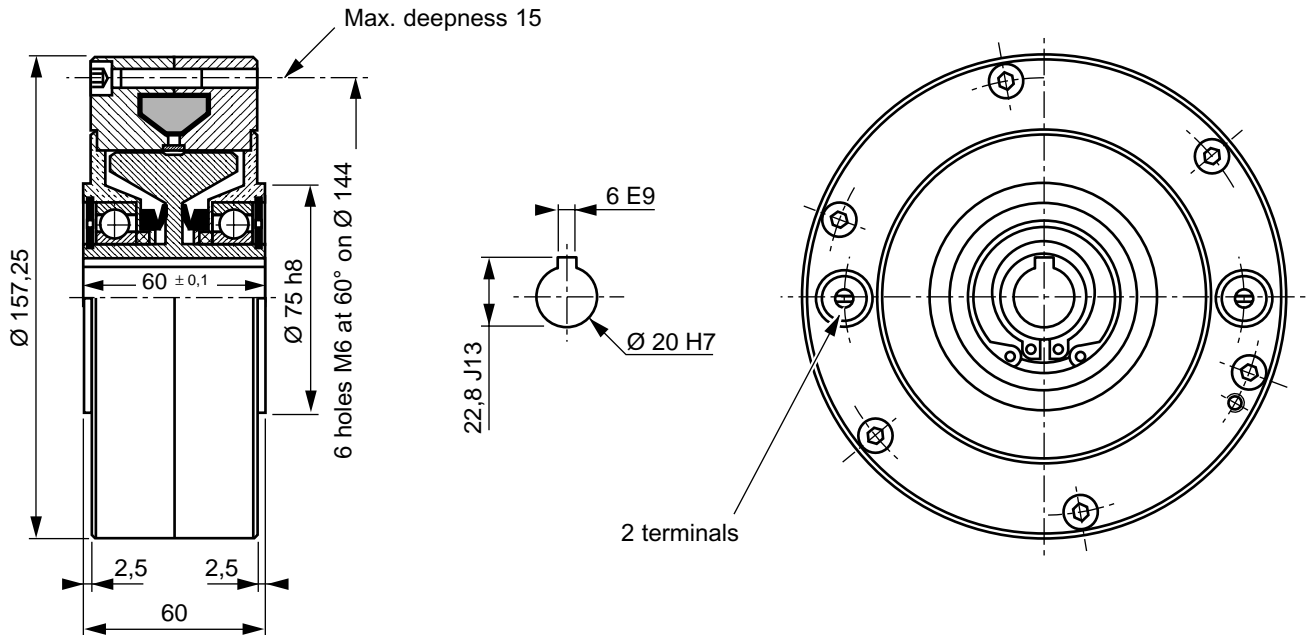
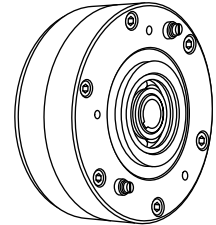
FAT 650

ref: 322.100.00

Specifications

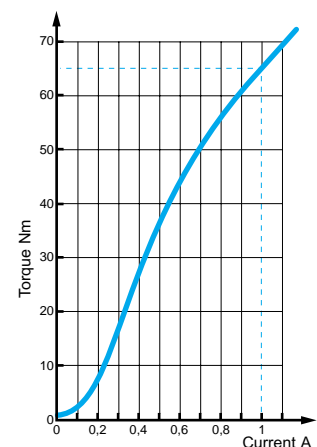
Nominal torque	65	N.m	<i>ft.lbf</i>	50
Minimal torque	0.63	N.m	<i>ft.lbf</i>	0.45
Coil resistance - 20°C			<i>W</i>	20
Rated current DC			A	1
Rotor inertia	2.10^{-3}	kg.m ²	<i>lb.ft²</i>	$46 \cdot 10^{-3}$
Weight	7.2	kg	<i>lb</i>	15.9
Heat dissipation continuous sustained			W *	125

* Heat dissipation is the mechanical power ($P = c_w$) maximum allowable.



Utilization

- Mounting must be made without any stress.
Lubricated for life (other internal lubrication not allowed).
The shaft should be lubricated upon assembly, to prevent seizing.
- Low DC current power supply for coil.
(See MEROBEL Electronic data sheets)
- The standard device is designed for horizontal shaft orientation,
and a minimal speed of 60 RPM. Maximum speed is 3000 RPM
(without exceeding the max. heat dissipation capability).
- For Engineering application, please contact our technical support.
- In normal use, the outside temperature of the device can increase up to 100°C,
without damage.



Safety

- If the device is to be used in dusty, humid or corrosive environment, special protection needs to be considered.
- To protect the device from overheating, a thermal sensor can be added.

Maintenance

- Two procedures are available:

- Full inhouse maintenance servicing:

MEROBEL Inc. after sales
 1705 Valley Road
 Wanamassa, NJ 07712

Ph 732 493 3232

Fax 732 493 2949

- Spare parts or repair kits (depending on maintenance level):

- Kit (powder, ball bearings, seals, felts) ref: 812.030.00

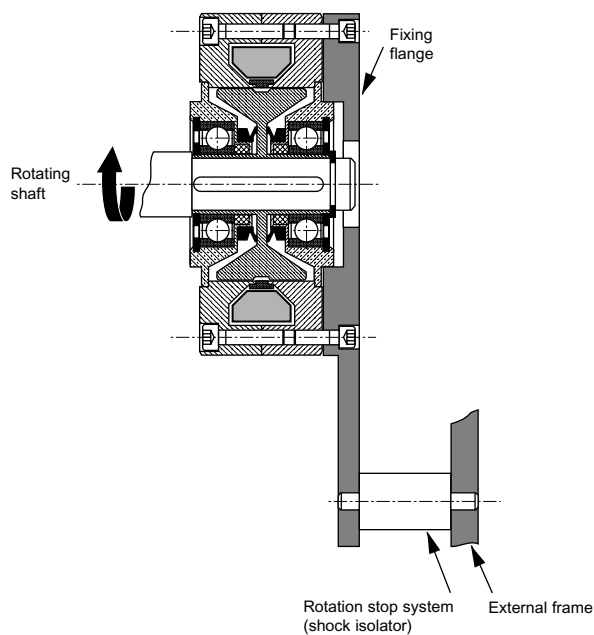
- Coil ref: 322.100.07

- Rotor ref: 315.500.03

- In any case, our After Sales service is at your disposal.

Recommended mounting principles

In line mounting



Parallel mounting

