

Brake

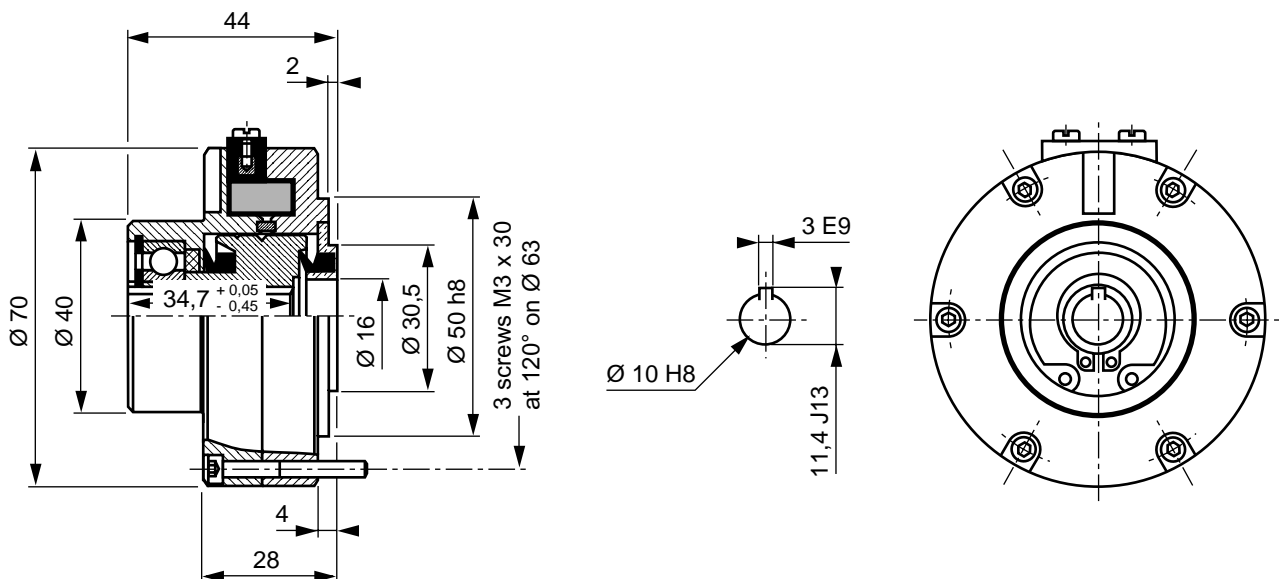
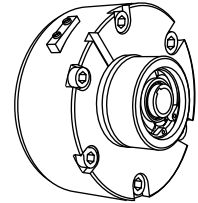
FAT 20

ref: 314.320.00

Specifications

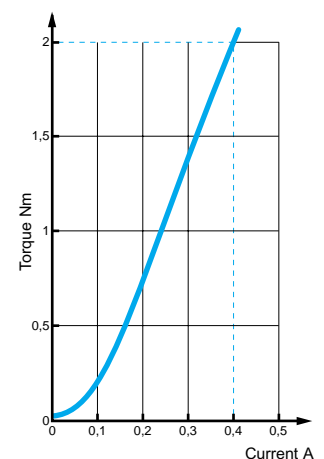
Nominal torque	2	N.m	<i>ft.lbf</i>	1.5
Minimal torque	0,04	N.m	<i>ft.lbf</i>	0.03
Coil resistance - 20°C			<i>W</i>	24
Rated current DC			<i>A</i>	0.40
Rotor inertia	16.10 ⁻⁶	kg.m ²	<i>lb.ft²</i>	3.85 10⁻⁴
Weight	0,80	kg	<i>lb</i>	1.76
Heat dissipation continuous sustained			<i>W *</i>	40

*Heat dissipation is the mechanical power ($P = c_w$) maximum allowable.



Utilization

- Mounting must be made without any stress. Lubricated for life (other internal lubrication not allowed). The shaft should be lubricated upon assembly, to prevent seizing.
- Low DC current power supply for coil.
(See MEROBEL Electronic data sheets).
- The standard device is designed for horizontal shaft orientation, and a minimal speed of 60 RPM. Maximum speed is 3000 RPM.
(without exceeding the max. heat dissipation capability).
- For Engineering application, please contact our technical support.
- In normal use, the outside temperature of the device can increase up to 100°C, without damage.



Safety

- If the device is to be used in dusty, humid or corrosive environment, special protection needs to be considered

Safety

- Two procedures are available:

- Full inhouse maintenance servicing:

MEROBEL Inc. after sales
1705 Valley Road
Wanamassa, NJ 07712

Ph 732 493 3232

Fax 732 493 2949

- Spare parts or repair kits (depending on maintenance level)

- Kit (powder, ball bearings, seals, felts)

ref: 314.300.71

- Coil

ref: 314.320.06

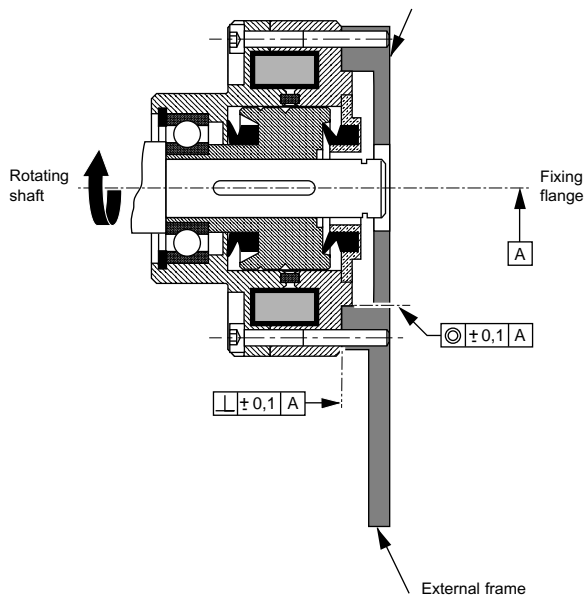
- Rotor

ref: 314.300.03

- In any case, our After Sales service is at your disposal.

Recommended mounting principles

In line mounting



Parallel mounting

