

Brake

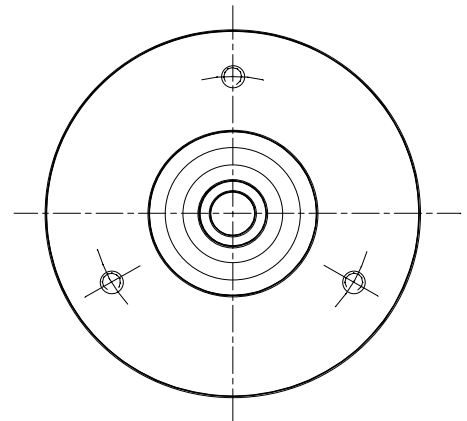
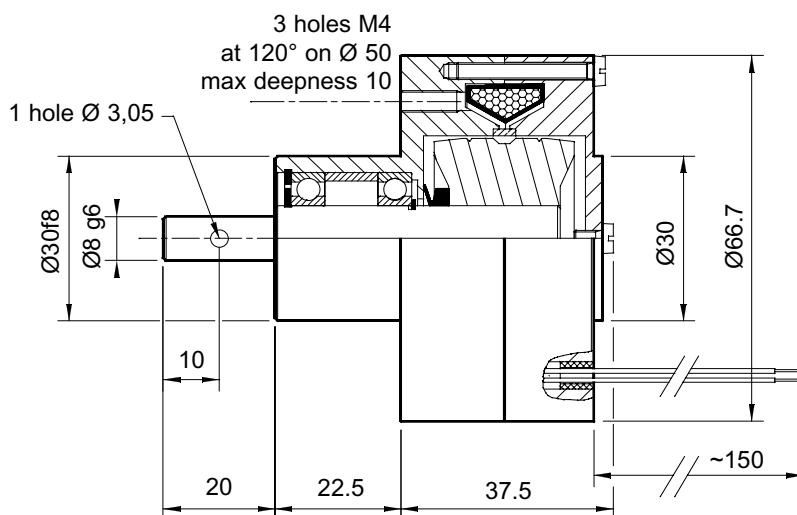
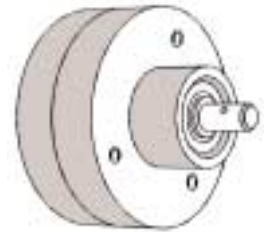
FAS 21

ref: 339 000 00

Specifications

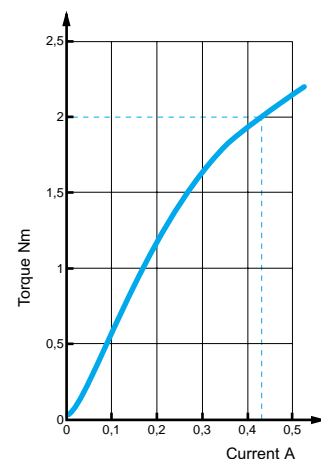
Nominal torque	2	N.m	<i>ft.lbf</i>	1.5
Minimal torque	0,04	N.m	<i>ft.lbf</i>	0.03
Coil resistance - 20°C			<i>W</i>	31
Rated current DC			<i>A</i>	0.35
Rotor inertia	35.10 ⁻⁶	kg.m ²	<i>lb.ft²</i>	8.13 10⁻⁴
Weight	0,91	kg	<i>lb</i>	2.05
Heat dissipation continuous sustained			W *	35

* Heat dissipation is the mechanical power ($P = c_w$) maximum allowable.



Utilization

- Mounting must be made without any stress.
- Lubricated for life (other internal lubrication not allowed).
- Low DC current power supply for coil.
(See MEROBEL Electronic data sheets)
- The standard device is designed for horizontal shaft orientation, and a minimal speed of 60 RPM. Maximum speed is 3000 RPM (without exceeding the max. heat dissipation capability).
- For Engineering application, please contact our technical support.
- In normal use, the outside temperature of the device can increase up to 100°C, without damage.



Safety

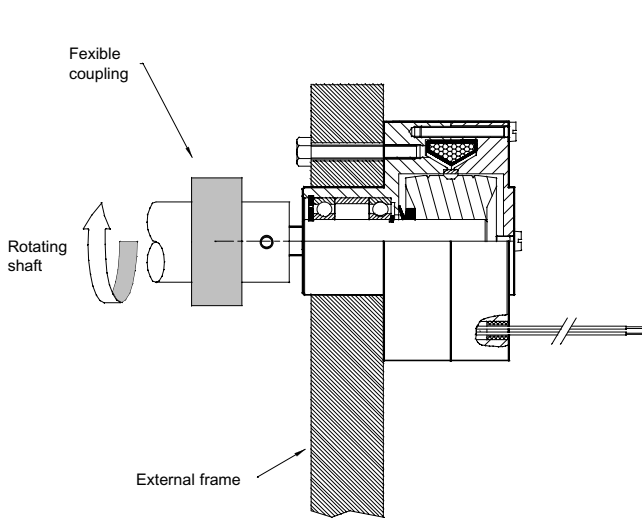
- If the device is to be used in dusty, humid or corrosive environment, special protection needs to be considered.

Maintenance

- Two procedures are available:
 - Full inhouse maintenance servicing:
MEROBEL Inc. after sales
1705 Valley Road
Wanamassa, NJ 07712
Ph 732 493 3232
Fax 732 493 2949
 - Spare parts or repair kits (depending on maintenance level):
 - Kit (powder, ball bearings, seals, felts) ref: 809.187.03
- In any case, our After Sales service is at your disposal.

Recommended mounting principles

In line mounting



Parallel mounting

