

Clutch

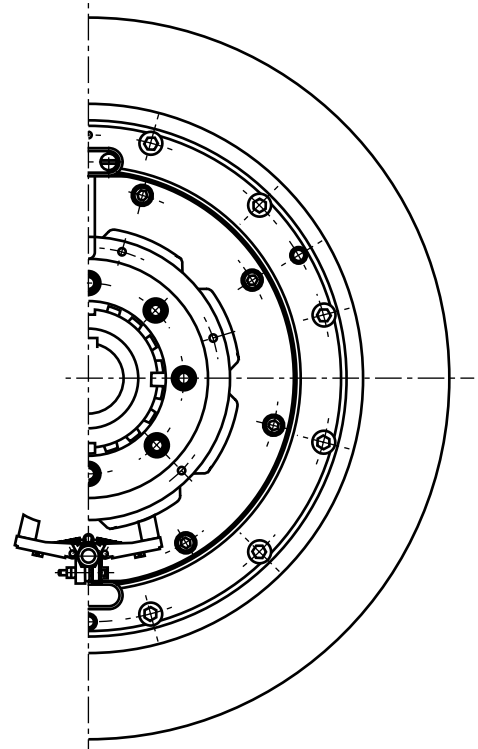
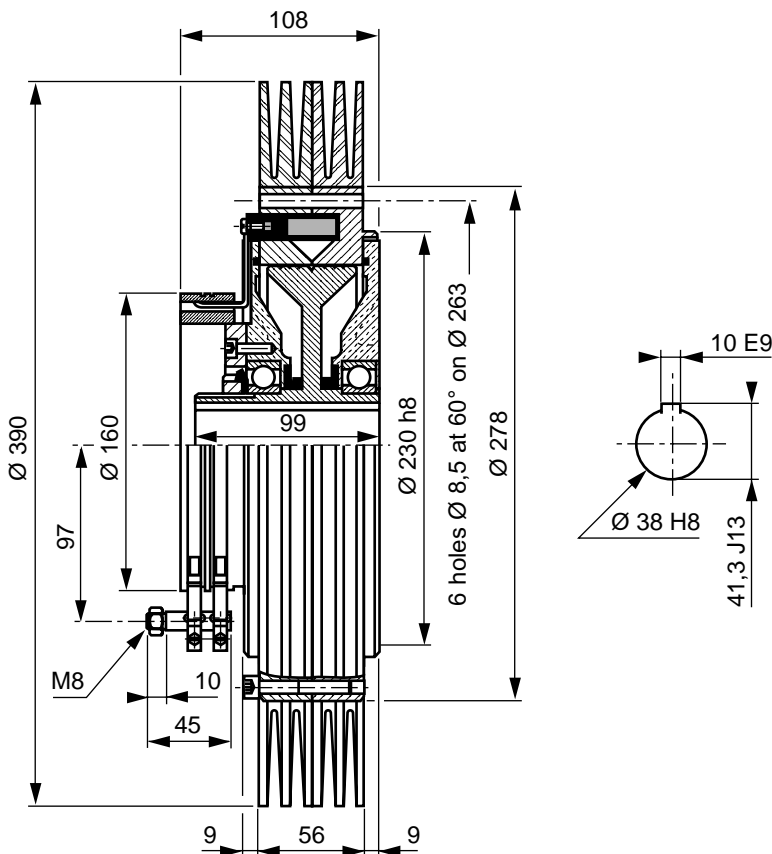
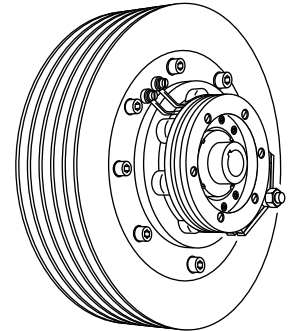
ERAT 2002

ref: 330.230.00

Specifications

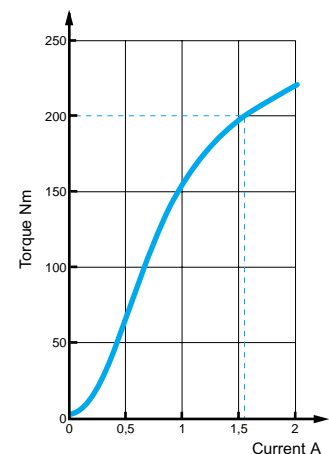
Nominal torque	200	N.m	<i>ft.lbf</i>	150
Minimal torque	2	N.m	<i>ft.lbf</i>	1.5
Coil resistance - 20°C			<i>W</i>	12
Rated current DC			<i>A</i>	1.55
Rotor inertia	35.2.10 ⁻³	kg.m ²	<i>lb.ft²</i>	818.10⁻³
Weight	30	kg	<i>lb</i>	66.15
Heat dissipation continuous sustained depending on external part rotation speed	<i>W</i> *	750	2000	2500
	(RPM)	0	1000	2000

* Heat dissipation is the mechanical power ($P = cw$) maximum allowable.



Utilization

- Mounting must be made without any stress.
Lubricated for life (other internal lubrication not allowed).
The shaft should be lubricated upon assembly, to prevent seizing.
- Low DC current power supply for coil.
(See MEROBEL Electronic data sheets)
- The standard device is designed for horizontal shaft orientation,
and a minimal speed of 60 RPM. Maximum speed is 1500 RPM
(without exceeding the max. heat dissipation capability).
- For Engineering application, please contact our technical support.
- In normal use, the outside temperature of the device can increase up to 100°C,
without damage.



Safety

- If the device is to be used in dusty, humid or corrosive environment, special protection needs to be considered.

Maintenance

- Two procedures are available:

- Full inhouse maintenance servicing:

MEROBEL Inc. after sales
1705 Valley Road
Wanamassa, NJ 07712

Ph 732 493 3232

Fax 732 493 2949

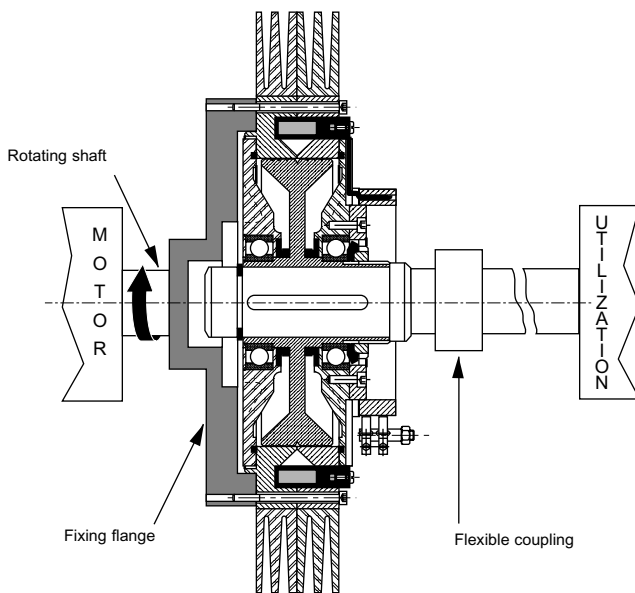
- Spare parts or repair kits (depending on maintenance level):

- Kit (powder, ball bearings, seals, felts) ref: 330.200.71
- Coil ref: 314.230.10
- Rotor ref: 330.200.06
- Collector ref: 314.210.40
- Equipped brush holder ref: 314.310.60
- 10 brushes set ref: 314.310.62

- In any case, our After Sales service is at your disposal.

Recommended mounting principles

In line mounting



Parallel mounting

